



AMP32: a short cyclic peptide as an environmentally friendly alternative to counteract late blight symptoms in crops



Elena Marone Fassolo¹, Demetrio Marciano¹, Stefano Rosa¹, Lucia Feni², Vaibhav Srivastava³, Andrea Tagliani¹, Silvia Laura Toffolatti⁴, Sara Pellegrino², Vincent Bulone^{5,6,7,8}, Simona Masiero¹ and Paolo Pesaresi¹

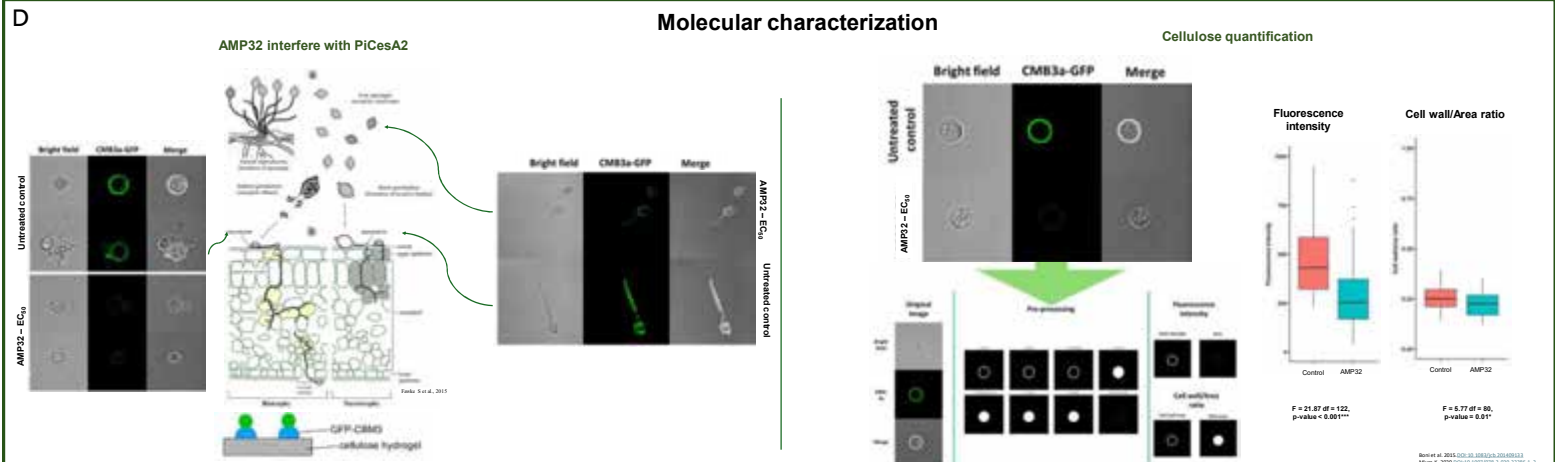
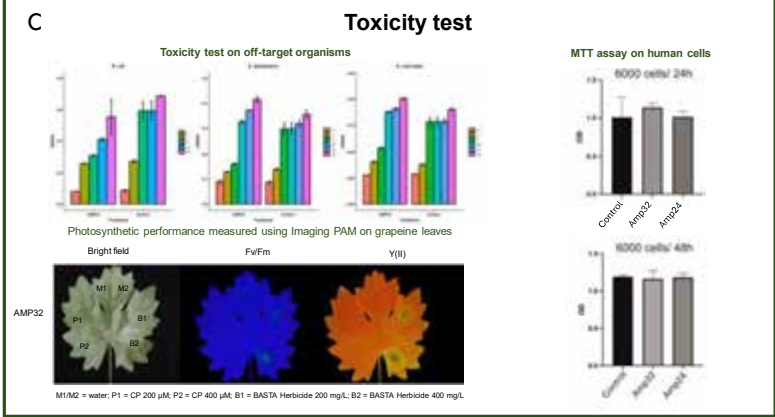
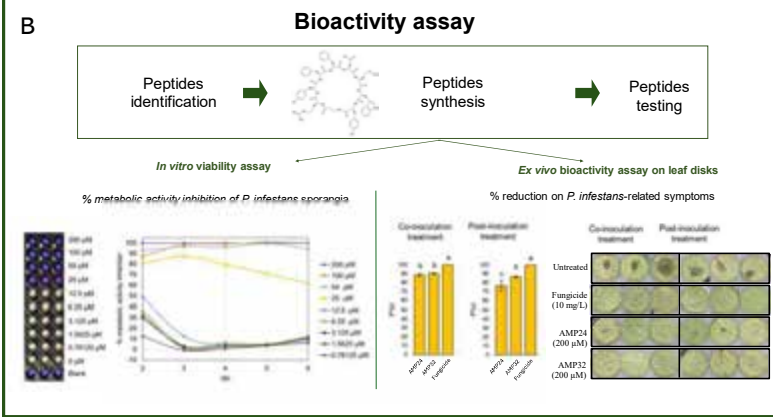
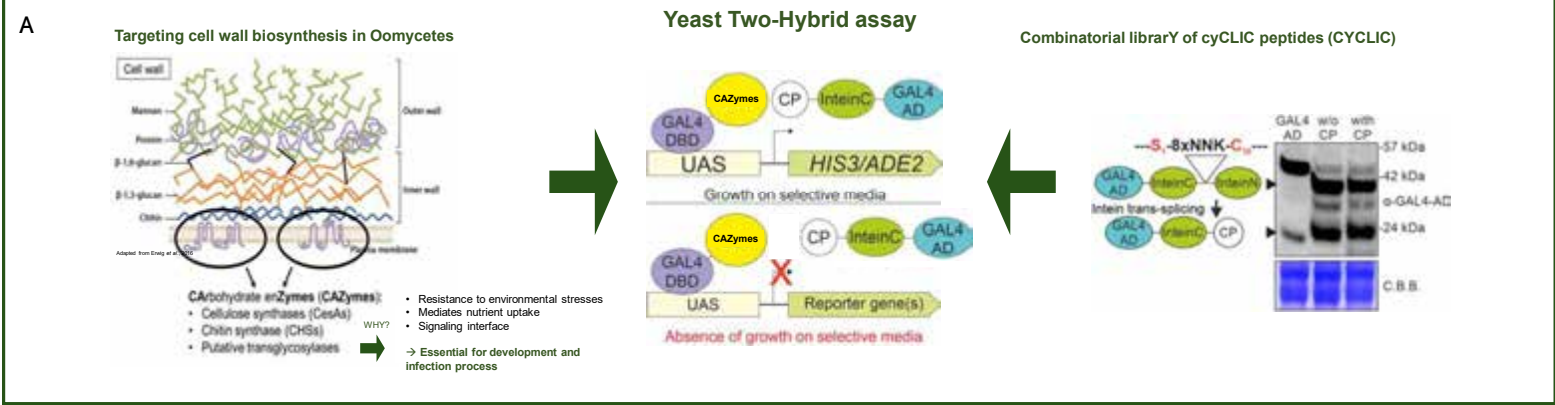

¹Department of Biosciences (DBS), University of Milan, 20133, Milan, Italy; ²Department of Pharmaceutical Sciences (DISPARM), University of Milan, 20133, Milan, Italy; ³Division of Glycoscience, Department of Chemistry, School of Engineering Sciences in Chemistry, Biotechnology and Health, Royal Institute of Technology (KTH), Alfabevägen University Centre, 10691, Stockholm, Sweden; ⁴Department of Agricultural and Environmental Sciences (DISAAS) University of Milan, 20133, Milan, Italy; ⁵School of Agriculture, Food and Wine, University of Adelaide, Waite Campus, Urrbrae, South Australia, 5064, Australia; ⁶ARC Centre of Excellence in Plant Cell Walls, School of Agriculture, Food and Wine, University of Adelaide, Waite Campus, Urrbrae, South Australia, 5064, Australia; ⁷Adelaide Glycomics, School of Agriculture, Food and Wine, University of Adelaide, Waite Campus, Urrbrae, South Australia, 5064, Australia;



Abstract

Oomycetes, e.g. *Phytophthora infestans*, a widespread pathogen that causes late blight and affects most *Solanaceae* species, cause crop losses of several billion USD every year. Oomycetes life cycle consist in the production of sexual oospores and asexual zoospores, this event occurs numerous times during a single vegetative season. Defence against fungal plant pathogens is mainly based on the use of chemical fungicides¹, which give rise to great concerns for risks associated with human health, environmental toxicity, or fast development of resistance in target pathogens. Among those, several compounds have been banned or included in a list of candidates for substitution by the EU Commission, thus novel and sustainable molecules with low environmental impact are needed. Our group identified, through a Yeast Two-Hybrid-based combinatorial library of cyclic peptides (CYCLIC), an antimicrobial peptide (AMP32) able to bind a bait (i.e., target) of interest². This approach aims to increase the specificity toward the targeted protein and, as consequence, toward the desired pathogen, thus reducing the risks of negative effects on other organisms. In this work, the glycosyltransferase domain of the *P. infestans* Cellulose synthase 2 (PiCesA2) was selected as bait because of its essential role in cellulose biosynthesis and cell wall integrity³. Chemically synthesized AMP32 was tested for its antimicrobial activity in *in vitro* and *ex vivo* assays and showed a strong *P. infestans* growth inhibition both *in vitro* and *ex vivo*. Noteworthy, the absence of toxicity in non-target organisms was also successfully addressed. Moreover, AMP32 showed similar antimicrobial effects when tested on other oomycete species with a high homology sequence for the PiCesA2, suggesting a broad-spectrum activity. A deeper investigation has confirmed that AMP32 compromises cell viability in *P. infestans*, showing a fungistatic activity and the ability to interfere with *P. infestans* cell membrane integrity. Other ongoing studies will deepen our understanding of the structural and biochemical insights of AMP32-PiCesA interaction and mode of action (MoA) and will provide useful information for peptide modification and chemical formulation suitable for field application.

¹ W. Lennesthörn, A. L. Yu, A. M. V. Ash-Fong, H. S. Jadhav, New Oomycete Phytophthora infestans Genetic Control Efforts: A Modern Insight into the Late Blight Disease. (2016) *Phytopathology* 106: 516-524
² Rosa S, Tagliani A, Bulone V, Feni L, Vasselli C, Taddei C, Goulet L, Pini S, Fani L, Pellegrino S, Pesaresi P, Masiero S (2023) The cyclic peptide G4CP2 enables the modulation of galactose metabolism in yeast by interfering with GAL4 transcriptional activity. *Front Mol Biosci*. 10:101757. doi: 10.3389/fmolb.2023.101757
³ Erwig, L., Gow, N. "Interactions of fungal pathogens with phagocytes". *Nat Rev Microbiol* 14, 163–176 (2016)



Outcome: identification of peptides with antimicrobial activity for a sustainable agriculture

Bibliography:

- Erwig, L., Gow, N. "Interactions of fungal pathogens with phagocytes". *Nat Rev Microbiol* 14, 163–176 (2016).
- Barreto, Kris, and C. Ronald Geyer. "Screening combinatorial libraries of cyclic peptides using the yeast two-hybrid assay." *Yeast Protocols*. Humana Press, New York, NY, 2014. 273-309.
- Fawke S, Doumane M, Schornack S. 2015. Oomycete Interactions with Plants: Infection Strategies and Resistance Principles. *Microbiol Mol Biol Rev* 79: https://doi.org/10.1128/mmr.00010-15
- Boni, Andrea, et al. "Live imaging and modeling of inner nuclear membrane targeting reveals its molecular requirements in mammalian cells." *Journal of Cell Biology* 209.5 (2015): 705-720.
- Mura, Kota. "Measurements of Intensity Dynamics at the Periphery of the Nucleus." *Bioimage Data Analysis Workflows* (2020): 9-32.